






Scientific Name

 *Lolium multiflorum*

Ploidy


 Diploid

Seed Size


 500,000-600,000 seeds per kg

Source: Pasture varieties used in NSW 2006-2007, Bev Zurbo, 2006

Sowing Rate

 20 –25 kg/ha

Blend Rate

 5 – 15 kg/ha

Maturity

 Late

Days to flowering relative to Nui (0) = +18

Awesome is a late-maturing plant designed to produce DM well into summer if supplied with summer rainfall or irrigation.

Key Features


- Maintains quality late into season
- Produces high quality hay and silage
- Exceptionally rapid regrowth
- Ideal for oversowing

Plant Characteristics

- Diploid biennial type
- Italian parentage
- Densely tillered
- Will persist for 2 seasons in favourable conditions

Where can I grow it?

- Medium to high rainfall zones
- Suitable for irrigation

 Awesome is a true Italian ryegrass designed for high yield and an extended season into summer. Awesome is easy to establish and recovers well after grazing.

Product Information

Soil Type

Awesome is well adapted to a wide range of fertility levels and soil profiles but performs best in a well-drained loam. Diploid biennials will cope with short-term water logging provided the growing tip is above water. To maximise stand productivity, soil testing is advisable. Analyse soil and neutralise deficiencies with fertiliser and/or lime.

Fertility

Good base rates of phosphorus are necessary for maximum DM production especially during establishment phase. DM production is directly related to nitrogen availability. Consult your UMS agronomist or fertiliser advisor for nitrogen application rates.

Sowing

Diploid ryegrass has relatively small seed (compared to tetraploid ryegrass) and may be sown at a lighter rate. Sow at 20-25kg/ha alone or 5-15kg/ha when a component of a pasture blend. Sow seed no deeper than 1cm in a fine but firm seed bed. Sow into bared ground if direct drilling. Lightly harrow and roll to improve germination. Suitable for oversowing into an established stand. Pasture productivity is directly related to successful plant establishment.



Product Information

Disease and Pest Management

During emergence it is essential to monitor regularly for damage from insects such as RLEM and lucerne flea, and spray as required. Inspect during early stand life for populations of black-headed cockchafer and slugs. Contact your UMS agronomist for spray application rates.

Weed Control

Awesome seedlings germinate quickly and are very competitive once established. Always use a knockdown herbicide to ensure you are sowing into a clean seedbed. Monitor for post emergent weeds and spray as required. Use options such as spray-grazing for broadleaf weeds.

Grazing

Do not graze Awesome until the plant is well anchored and root depth is established. Carry out a quick in-paddock 'grab test' by hand to ensure stock cannot pull plants out of the ground. Awesome should be rotationally grazed to maintain 2-3 leaves per tiller. If the stand is allowed to grow beyond the three-leaf stage, it may run to head earlier and there will be a proportional reduction in quality and productivity.

Feed Quality

Biennial diploids maintain grazing quality late into the season. Awesome ryegrass is ideal for high quality hay production. Its prolific regrowth capacity means it is possible to cut both silage and hay in the one season.

Animal Health

To optimise livestock weight gain and health, ensure livestock are vaccinated and drenched. Prevent nutritional problems by making gradual diet changes when introducing hungry stock to lush pastures.

